

2024 South Central Extravaganza Results

03-7-2023 to 03-9-2023

Pentecostals of the Gulf Coast, Biloxi, MS

Experienced Division – 23 Teams

Top 4 Teams


Place	Team	Church	Avg. PPG	Proj. PPG
1st	College Station/Beaumont, TX	Victory UPC/The Anchor	147.22	195.38
2nd	Alexandria/Ball, LA	Pentecostals of Alexandria/Church of Pentecost	138.33	187.02
3rd	Alexandria, LA 1	The Pentecostals of Alexandria	116.00	166.22
4th	Porter, TX	Porter Apostolic Pentecostal Church	99.00	114.03

Highest Scoring Individuals (from top 4 teams)

Place	Name	Team	Team Place	Equivalent Average
1st Hi	Lincoln Powell	Alexandria/Ball, LA	2nd	102.47
2nd Hi	Natalie Votaw	College Station/Beaumont, TX	1st	102.01

All-Tournament Team (must have at least 2 wins)

Place	Name	Team	Team Place	Equivalent Average
1st	Caleb Daigrepoint	Alexandria, LA 1	3rd	82.54
2nd	Annalise Green	College Station/Beaumont, TX	1st	80.24
3rd	Elizabeth Nelson	Pensacola, FL	T-7th	77.60
4th	Robert Nelson	Alexandria/Ball, LA	2nd	71.95
5th	Sophia Bocz	Denham Springs, LA	T-9th	69.63



2024 South Central Extravaganza Results

03-7-2023 to 03-9-2023

Pentecostals of the Gulf Coast, Biloxi, MS

Intermediate Division – 29 Teams

Top 4 Teams


Place	Team	Church	Avg. PPG	Proj. PPG
1st	Central, LA	Grace Church	133.64	154.67
2nd	West Monroe, LA	Pentecostals of the Twin Cities	122.14	134.66
3rd	Conroe, TX 1	Living Way Church	148.33	161.46
4th	Lufkin, TX	Eastview	120.63	142.04

Highest Scoring Individuals (from top 4 teams)

Place	Name	Team	Team Place	Equivalent Average
1st Hi	Noah Whatley	Central, LA	1st	118.30
2nd Hi	Judah Whitworth	Conroe, TX (LWC) 1	3rd	107.30

All-Tournament Team (must have at least 2 wins)

Place	Name	Team	Team Place	Equivalent Average
1st	Micah Buchanan	Austin/Castroville, TX	T-7th	141.27
2nd	Carter Durand	Denham Springs, LA 2	T-7th	87.82
3rd	Audrey LeBlanc	Bastrop/Breaux Bridge, LA	T-5th	76.56
4th	Madison Howell	Conroe, TX (LWC) 1	3rd	72.02
5th	Evan Roberts	Lufkin, TX (EV)	4th	71.95



2024 Southeast Extravaganza Results

03-14-2023 to 03-16-2023
Sanctuary of Praise, Anderson, SC

Experienced Division – 18 Teams

Top 4 Teams


Place	Team	Church	Avg. PPG	Proj. PPG
1st	Gainesville, FL	Pentecostals of Gainesville	146.43	198.54
2nd	Omaha, NE	The Church of Omaha	138.57	150.99
3rd	Palm Bay, FL	Eastwind Pentecostal Church	135.83	177.60
4th	Palm Coast, FL	Pentecostals of Palm Coast	157.50	225.75

Highest Scoring Individuals (from top 4 teams)

Place	Name	Team	Team Place	Equivalent Average
1st Hi	Colby Rathbun	Palm Coast, FL	4th	112.50
2nd Hi	Savanah Warren	Palm Coast, FL	4th	99.60

All-Tournament Team (must have at least 2 wins)

Place	Name	Team	Team Place	Equivalent Average
1st	Annalise Andris	Murfreesboro/Rockwood, TN	T-5th	125.90
2nd	Avery Melendrez	Omaha, NE	2nd	98.04
3rd	Rylee Watson	Gainesville, FL	1st	95.56
4th	Walker Gromoski	Gainesville, FL	1st	90.10
5th	Josh Bays	Nashville, TN (PCAN)	T-9th	83.30



2024 Southeast Extravaganza Results

03-14-2023 to 03-16-2023
Sanctuary of Praise, Anderson, SC

Intermediate Division – 12 Teams

Top 4 Teams


Place	Team	Church	Avg. PPG	Proj. PPG
1st	South Huntsville, AL	New Vision UPC	110.00	119.29
2nd	Spartanburg, SC	The Pentecostals of Spartanburg	112.14	152.51
3rd	Raleigh, NC	Temple of Pentecost	139.17	148.27
4th	Palm Bay, FL 2	Eastwind Pentecostal Church	103.00	124.29

Highest Scoring Individuals (from top 4 teams)

Place	Name	Team	Team Place	Equivalent Average
1st Hi	Tristan Mickle	Raleigh, NC	3rd	122.14
2nd Hi	Emily Baltag	Spartanburg, SC	2nd	116.27

All-Tournament Team (must have at least 2 wins)

Place	Name	Team	Team Place	Equivalent Average
1st	Daniellah Sobataka	South Huntsville, AL	1st	93.11
2nd	Bryelle Dieuveille	Palm Bay, FL 2	4th	55.30
3rd	Hayden Olson	DeLand, FL 1	T-5th	51.67
4th	Houston Williams	DeLand, FL 1	T-5th	37.27
5th	Adalyn Lindsey	Palm Bay, FL 2	4th	32.76



2024 Western Extravaganza Results

03-21-2023 to 03-23-2023
Truth Tabernacle, Bakersfield, CA

Experienced Division – 11 Teams

Top 4 Teams


Place	Team	Church	Avg. PPG	Proj. PPG
1st	Stockton, CA (CLC)	Christian Life Center	151.25	181.38
2nd	Sacramento, CA	Calvary Worship Center	154.17	201.94
3rd	Placerville, CA	Cornerstone House of Prayer	127.00	174.66
4th	Rio Linda, CA	Higher Ground Apostolic Church	128.33	171.54

Highest Scoring Individuals (from top 4 teams)

Place	Name	Team	Team Place	Equivalent Average
1st Hi	Grant Lopez	Stockton, CA (CLC)	1st	148.11
2nd Hi	Esther Tabua	Sacramento, CA	2nd	109.76

All-Tournament Team (must have at least 2 wins)

Place	Name	Team	Team Place	Equivalent Average
1st	Janae Williams	Rio Linda, CA	4th	98.84
2nd	Joel Thorson	Placerville, CA	3rd	59.68
3rd	Ayden Baca	Placerville, CA	3rd	59.31
4th	Villiame Kalaveti	Sacramento, CA	4th	53.13
5th	Savannah Hines	Rio Linda, CA	4th	46.98



2024 Western Extravaganza Results

03-21-2023 to 03-23-2023
Truth Tabernacle, Bakersfield, CA

Intermediate Division – 14 Teams

Top 4 Teams


Place	Team	Church	Avg. PPG	Proj. PPG
1st	Concord, CA	Lifepoint Church	159.00	221.74
2nd	Stockton, CA (CLC)	Christian Life Center	115.00	154.65
3rd	Gridley, CA/Reno, NV	The Sanctuary/Skyline Church	45.00	37.20
4th	Bakersfield, CA	Truth Tabernacle	95.83	85.79

Highest Scoring Individuals (from top 4 teams)

Place	Name	Team	Team Place	Equivalent Average
1st Hi	Kira Solis	Concord, CA	1st	157.62
2nd Hi	Jonathan Adames	Stockton, CA (CLC)	2nd	95.19

All-Tournament Team (must have at least 2 wins)

Place	Name	Team	Team Place	Equivalent Average
1st	Penelope Baca	Placerville, CA	T-5th	83.97
2nd	Delainey Wofford	Bakersfield, CA	4th	67.48
3rd	Brody Oroquita	Concord, CA	1st	47.07
4th	Judah Thorson	Placerville, CA	T-5th	45.21
5th	Asher Rodriguez	Stockton, CA (CLC)	2nd	41.23



2024 Northeast Extravaganza Results

04-04-2023 to 04-06-2023

Bethel Christian Center, Havre de Grace, MD

Experienced Division – 15 Teams

Top 4 Teams


Place	Team	Church	Avg. PPG	Proj. PPG
1st	Gate City/Hampton, VA	Gate City UPC/Crossroads	166.25	205.50
2nd	Zanesville, OH	The Anchor Church	137.14	170.91
3rd	Mount Vernon, NY	Oneness Rehoboth Apostolic Church	123.00	159.01
4th	Chesapeake, VA	Bible World Church	110.83	133.20

Highest Scoring Individuals (from top 4 teams)

Place	Name	Team	Team Place	Equivalent Average
1st Hi	Eden Glover	Zanesville, OH	2nd	128.77
2nd Hi	Jared Mowdy	Gate City/Hampton, VA	1st	122.50

All-Tournament Team (must have at least 2 wins)

Place	Name	Team	Team Place	Equivalent Average
1st	Urijah Rosa	Grand Ledge, MI	T-5th	112.03
2nd	Isaiah Smith	Mount Vernon, NY	3rd	110.29
3rd	Miley Johnson	Chesapeake, VA	4th	96.54
4th	Taija Hanson	Augusta, ME 2	T-7th	65.64
5th	Sienna Lawrence	Gate City/Hampton, VA	1st	61.82



2024 Northeast Extravaganza Results

04-04-2023 to 04-06-2023

Bethel Christian Center, Havre de Grace, MD

Intermediate Division – 17 Teams

Top 4 Teams


Place	Team	Church	Avg. PPG	Proj. PPG
1st	Ashburn, VA	Capital Community Church	141.67	198.35
2nd	West Palm Beach, FL	Pentecostals of Palm Beaches	105.00	130.16
3rd	Chesapeake, VA	Bible World Church	74.00	85.06
4th	Heath, OH – Emerald	Christian Life Center	114.00	140.76

Highest Scoring Individuals (from top 4 teams)

Place	Name	Team	Team Place	Equivalent Average
1st Hi	Ashton Kissal	Ashburn, VA	1st	145.05
2nd Hi	Chase Maki	West Palm Beach, FL	2nd	78.43

All-Tournament Team (must have at least 2 wins)

Place	Name	Team	Team Place	Equivalent Average
1st	Emma Cornett	Pennsville/Bridgeton, NJ	T-5th	92.61
2nd	Josiah Mattison	Mount Vernon, NY	T-7th	80.51
3rd	Christopher Jean	Lancaster, PA 1	T-5th	76.24
4th	Reagan Covert	Heath, OH – Emerald	4th	68.01
5th	Nicholas Jean	Lancaster, PA 1	T-5th	66.42



2024 North Central Extravaganza Results

04-11-2023 to 04-13-2023
The Sanctuary, Hazelwood, MO

Experienced Division – 28 Teams

Top 4 Teams


Place	Team	Church	Avg. PPG	Proj. PPG
1st	Liberty, MO	Refuge Church	162.14	220.27
2nd	O'Fallon, IL	Christ the King Apostolic Church	140.56	157.79
3rd	Lepanto/Jonesboro, AR	First Pentecostal Church/ The Sanctuary Church	145.83	188.63
4th	New Whiteland, IN 2	Liberty Tabernacle	120.00	153.99

Highest Scoring Individuals (from top 4 teams)

Place	Name	Team	Team Place	Equivalent Average
1st Hi	Layne Foster	Liberty, MO	1st	143.89
2nd Hi	Addison Oakes	Lepanto/Jonesboro, AR	3rd	128.71

All-Tournament Team (must have at least 2 wins)

Place	Name	Team	Team Place	Equivalent Average
1st	Daniel Alt	New Whiteland, IN 1	T-5th	114.25
2nd	Sharon Newton	Bloomington, IL	T-5th	106.09
3rd	Leah Brickle	Hazelwood, MO	T-13th	100.99
4th	Kaitlyn Matthews	Nacogdoches/Gilmer, TX	T-9th	94.96
5th	Levi Stirnemann	New Whiteland, IN 2	4th	79.39



2024 North Central Extravaganza Results

04-11-2023 to 04-13-2023
The Sanctuary, Hazelwood, MO

Intermediate Division – 29 Teams

Top 4 Teams

Place	Team	Church	Avg. PPG	Proj. PPG
1st	Effingham/Marshall, IL	New Life UPC/The Pentecostals	170.00	250.03
2nd	Columbus, IN	The Sanctuary	108.57	122.85
3rd	Mattoon, IL	Apostolic Center	96.43	114.49
4th	Mesquite, TX	Emmanuel Pentecosal Church	111.43	147.06

Highest Scoring Individuals (from top 4 teams)

Place	Name	Team	Team Place	Equivalent Average
1st Hi	Stella Renfro	Effingham/Marshall, IL	1st	147.82
2nd Hi	Ashlyn Sawyer	Effingham/Marshall, IL	1st	87.46

All-Tournament Team (must have at least 2 wins)

Place	Name	Team	Team Place	Equivalent Average
1st	Bethany Eddings	Springfield (TEC)/Liberty, MO	T-5th	119.40
2nd	Isabella Wall	Madison, WI	T-9th	94.15
3rd	Haylee Jenkins	Mattoon, IL	3rd	86.12
4th	Emma Eldredge	Mesquite, TX	4th	71.57
5th	Gabriella Garza	Shawnee, OK	T-13th	71.42